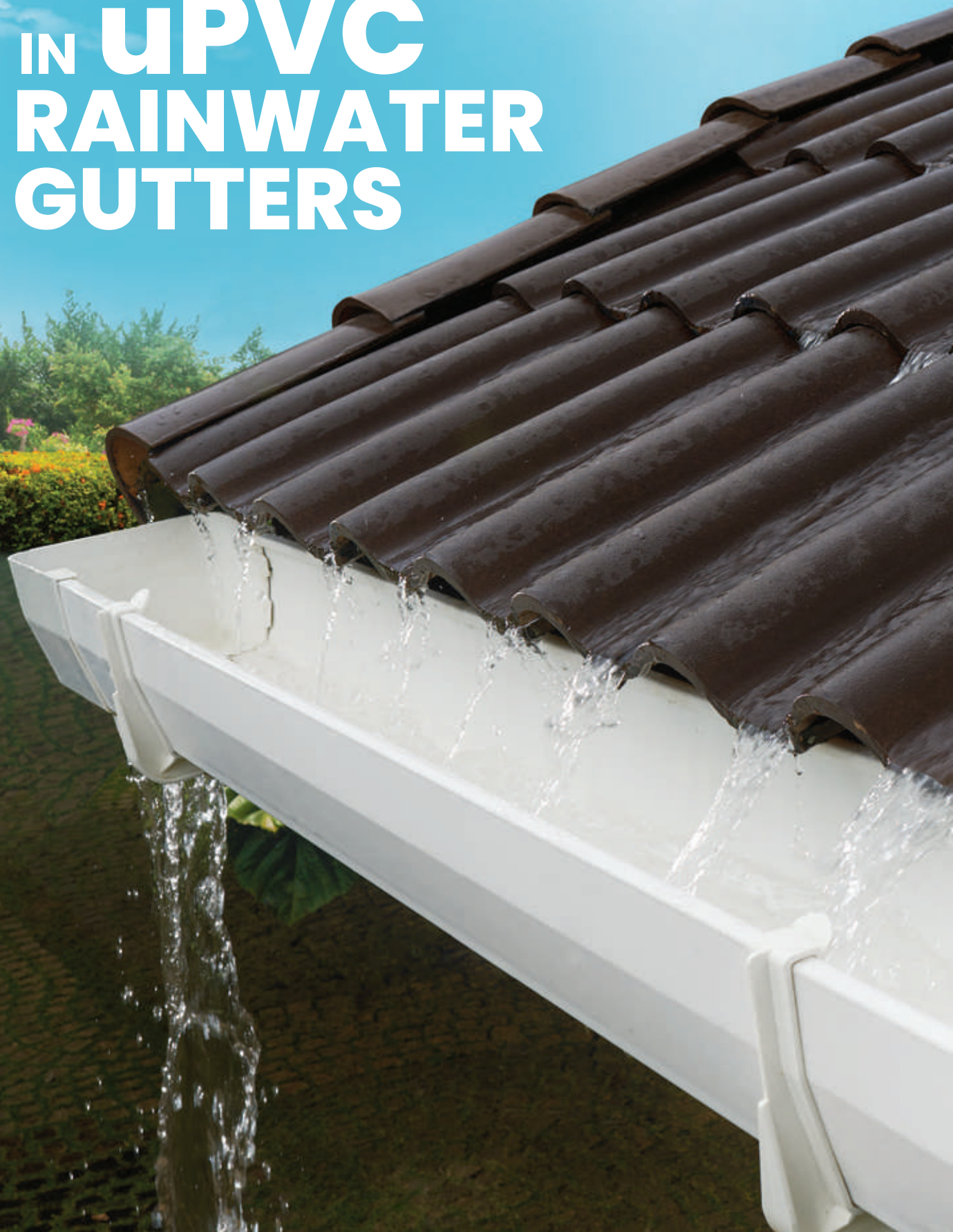


TM

**BESGUARD**

Best uPVC Rainwater Gutter

**THE BEST  
IN uPVC  
RAINWATER  
GUTTERS**





**SAY GOODBYE TO  
WATER DAMAGE &  
HELLO TO  
SUSTAINABILITY**





BEST GROUP

# PIONEERS OF INNOVATION

Best Group has established a golden legacy in the construction industry, specializing in materials trading, logistics, and manufacturing businesses throughout Kerala. With over three decades of expertise, Best Group, the team behind Besguard & Besplast, stands out for producing top-quality uPVC rainwater gutters and fittings, ensuring consistent quality, trust, and availability for their customers and trade partners. Guided by visionary leaders, Chairman and Managing Director Mr. P. K. A. Jaleel and Executive Director Mr. Azmal Jaleel, Best Group operates with a strong foundation of values including excellence, quality, integrity, profitability, customer satisfaction, and sustainable growth.



# MOULDED FOR PERFECTION


**Besplast**<sup>TM</sup>

*The Best in Plastic*


Besplast, an offshoot of Best Group, is one of the leading manufacturers and suppliers of high-quality plastic products for various applications in different sectors. With the cutting-edge technology and innovative production process involved, Besplast delivers a diverse range of products required for various industrial, residential and infrastructural requirements. The range of Besplast products stands out in the market for their durability, low maintenance, lightweight, resistance to chemicals and an internal smooth surface.

# BESGUARD<sup>TM</sup>

Best uPVC Rainwater Gutter



Besguard is a leading manufacturer of superior quality uPVC rainwater gutters, renowned for their durability and long-lasting solutions. The company's commitment to quality is evident in the precise engineering and years of experience. With superior water-carrying capacity and weather resistance, Besguard's rainwater gutters provide both safety and strength. Upgrade your home with Besguard's technologically advanced and aesthetically pleasing rainwater gutters to enhance both the look and safety of your home.







# A LEAP TOWARDS RAINWATER HARVESTING

Rainwater harvesting is a sustainable way to collect and store rainwater for future use. It can be used for irrigation, landscaping, cleaning, and even drinking, reducing dependence on energy-intensive water systems and reducing the carbon footprint. Besguard uPVC Rainwater Gutters enable control over the water supply and support a more sustainable lifestyle. Make the switch to an eco-conscious lifestyle with these efficient rainwater gutters from Besguard.

# WHY? CHOOSE BESGUARD

---

## HIGHLY BENEFICIAL TO HOMEOWNERS

- ◆ Sustainable method for harvesting rainwater
- ◆ Manufactured to match the design of your home
- ◆ Extended warranty for added protection
- ◆ Increases level of groundwater
- ◆ Available in a range of colours to match your home's aesthetic
- ◆ Excellent durability to withstand any harsh weather conditions
- ◆ Besguard Gutters require low maintenance and are easy to clean

---

## THE TRUSTED CHOICE OF FABRICATORS


- ◆ Innovative design for maximum water flow and prevents overflow
- ◆ Inner rib for added strength and robust design
- ◆ The inner clamp is not visible from the outside for enhanced aesthetics
- ◆ Easy installation with technical support available
- ◆ Zero maintenance required
- ◆ Consistent quality and constant updates
- ◆ Dedicated to customer satisfaction



The pioneered Internally Reinforced Rib Design ensures sturdiness of the structure and its strength at all times.



Besguard promises long lasting rainwater gutters that ensure protection to your home, 100% of the time.



The unique Trapezoidal Canal design of Besguard rainwater gutters ensures faster water flow compared to other gutters of the same dimensions.



Provides incredible strength to Besguard to withstand even the toughest weather for the longest time.





6 Inch Installation



8 Inch Installation

# OUR RANGE OF PRODUCTS

## BESGUARD 6 INCH GUTTER

Width	: 165mm
Length	: 3m & 5m
Depth	: 110mm
Outlet	: 75mm
Capacity	: 16 Ltr/Mtr



## BESGUARD 8 INCH GUTTER

Width	: 225mm
Length	: 3m & 5m
Depth	: 160mm
Outlet	: 110mm
Capacity	: 20 Ltr/Mtr





# OUR RANGE OF FITTINGS



## CENTRE JOINT FITTING

BESGUARD CENTRE JOINT fitting connects two gutters together. The fitting securely holds the gutters in place to prevent the edges from bending or warping. It is available in various colours to match the gutter's hue.

## CORNER / ELBOW

BESGUARD CORNER/ELBOW fitting is used to turn the direction of the gutter at a 90-degree angle.



## CORNER 45 / ELBOW 45

The BESGUARD 45-degree CORNER/ELBOW fitting is employed to alter the direction of the gutter flow.





## CENTRE DROP

The BESGUARD CENTRE DROP fitting is utilized to join two gutters and facilitate the drainage of water through an outlet. Also referred to as a "Running Outlet", the outlet has a diameter of 90 mm (3 inches) in a round shape.

## CORNER DROP

The BESGUARD CORNER DROP fitting is used to alter the direction of the gutter at a 90-degree angle while also providing an outlet. It secures the gutter within a clip to prevent flipping of the edges. This fitting comes in various colours.



## END DROP

END DROP fitting is used to let out the water with a stopper outlet size- 90 mm (3 inches) round. It locks the gutter inside the clip which prevents the edges from flipping out.



## END CAP

An END CAP fitting serves as a closure for the side of a gutter. It secures the gutter within the clip, avoiding any flipping out of the edges. End Caps come in a range of colours to match the hue of your gutter.

## CLAMP

CLAMPS are crucial fittings for any gutter system, with the strength of the clamp impacting the longevity of the gutter. The clamps secure the gutter within the clip and prevent flipping of the edges, and come in various colours to match your gutter. The maximum distance between two clamps should not exceed 1 meter.

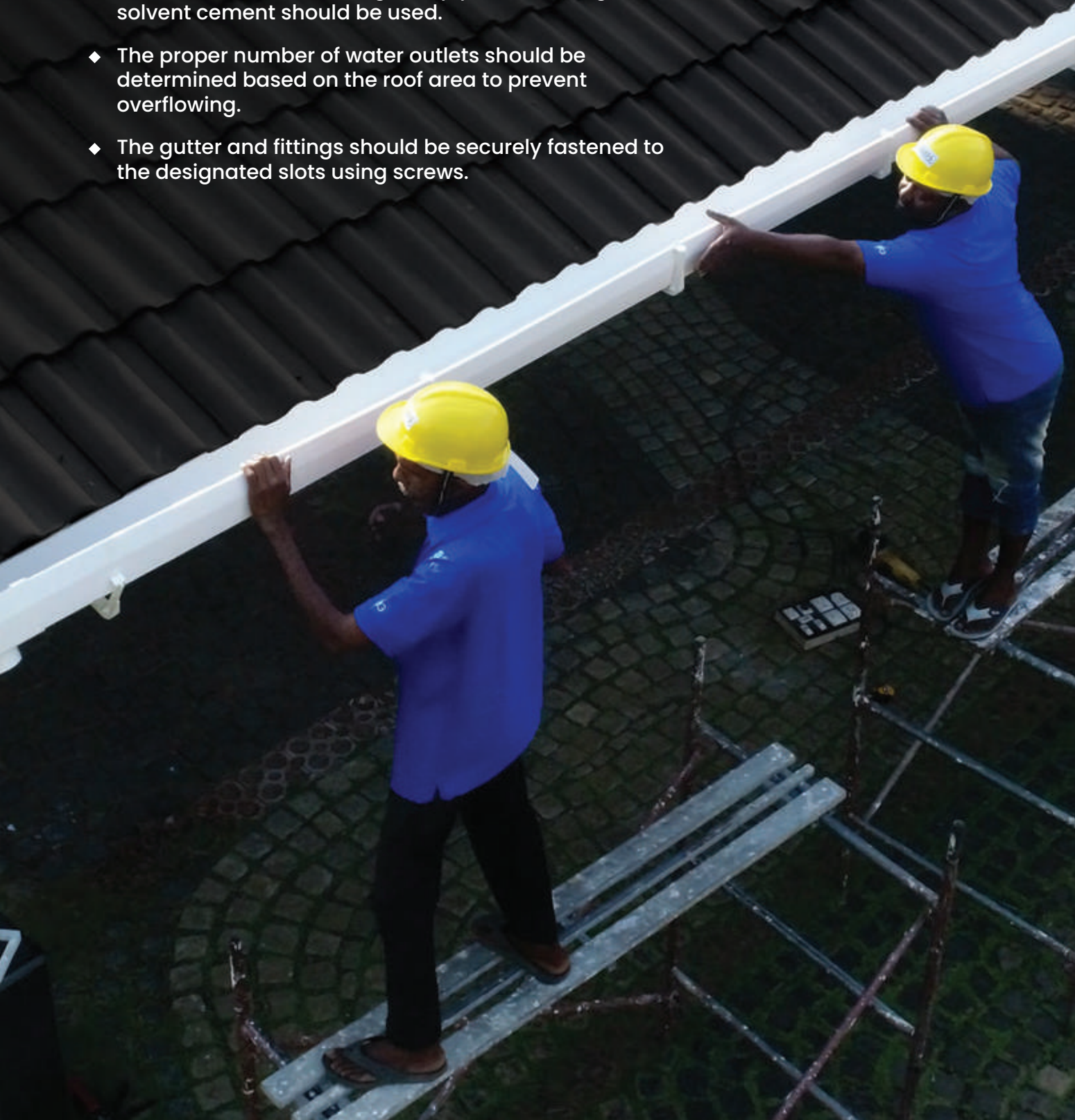


# INSTALLATION MANUAL

---

## HOW TO INSTALL

- ◆ The installation of gutters should be performed by an experienced fabricator.
- ◆ Clamps should be positioned at intervals of 1 meter, avoiding placement over fittings.
- ◆ Silicone sealant should be applied to both the gutter and fittings prior to insertion.
- ◆ For the installation of Besguard pipes and fittings, solvent cement should be used.
- ◆ The proper number of water outlets should be determined based on the roof area to prevent overflowing.
- ◆ The gutter and fittings should be securely fastened to the designated slots using screws.





# TIPS BEFORE INSTALLATION

Here are a few guidelines for proper maintenance and storage of Besguard Rainwater Gutters. Before installation, inspect the gutters to confirm their good condition and the absence of defects. Proper storage and handling will maintain the longevity and performance of the gutters, leading to a successful installation.

- ◆ Store the material in a dry, shaded, and well-ventilated area.
- ◆ Cover the materials if they will not be used immediately.
- ◆ Limit the stack size of bulk storage in warehouses to 5 bundles.
- ◆ Only remove protective packaging during installation.
- ◆ Avoid direct sunlight exposure.
- ◆ Metal contact should be avoided whenever possible.
- ◆ Do not slide the gutter on a rough surface or over each other.







OUR LOCATIONS:

KERALA | KARNATAKA | GOA | MAHARASHTRA | ANDHRA PRADESH | TAMIL NADU



📍 Plot No. 29, I D P, Velakkode, Mundoor, Thrissur.Kerala-680 541  
☎ +91 80890 60050, Customer Care: +91 77366 99910 🌐 [www.besguard.co.in](http://www.besguard.co.in)